

FFT Monthly Summary: July 2018

Mitcham Family Practice
Code: H85078

SECTION 1 CQRS Reporting

CQRS Reporting




FFT001	FFT002	FFT003	FFT004	FFT005	FFT006	FFT007	FFT008	FFT009	FFT010	FFT011	FFT012
11	6	3	1	1	1	0	0	0	23	0	0

Notes: 1. The CQRS Reporting table scores above should be entered directly as presented into the CQRS System. For further information please contact the CQRS service desk on 0800 440 2777 or email them at cqrsservicedesk@gdit.com. Please select the 'Data Submission' tab from the main menu.

SECTION 2 Report Summary

Surveyed Patients:	201						
Responses:	23						
	Extremely Likely	Likely	Neither Likely nor Unlikely	Unlikely	Extremely Unlikely	Don't Know	Total
SMS - Autopoll	11	6	3	1	1	1	23
SMS - User Initiated							
Tablet/App							
Web/E-mail							
Manual Upload							
Total	11	6	3	1	1	1	23
Total (%)	48%	26%	13%	4%	4%	4%	100%

Summary Scores

 74%
  9%
  17%

NHS Scoring Guidance

Recent guidance issued by NHS England has confirmed the move away from the 'Net Promoter' scoring methodology to a simpler 'Percentage Recommended' and 'Percentage Not Recommended' method.

The percentage measures are calculated as follows:

$$\text{Recommended (\%)} = \frac{\text{extremely likely} + \text{likely}}{\text{extremely likely} + \text{likely} + \text{neither} + \text{unlikely} + \text{extremely unlikely} + \text{don't know}} \times 100$$

$$\text{Not Recommended (\%)} = \frac{\text{extremely unlikely} + \text{unlikely}}{\text{extremely likely} + \text{likely} + \text{neither} + \text{unlikely} + \text{extremely unlikely} + \text{don't know}} \times 100$$

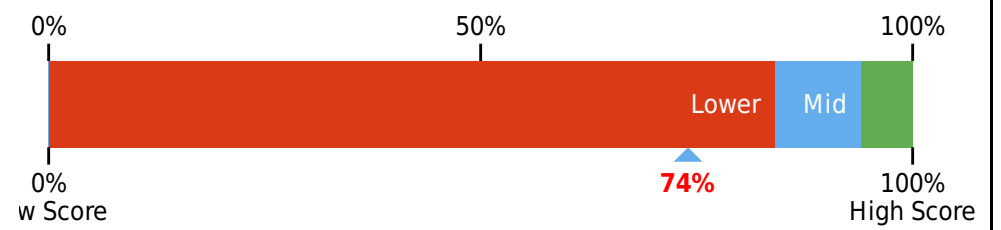
For further information about the selection of the scoring method please see the NHS FFT Review published in June 2014 here:

<http://www.england.nhs.uk/ourwork/pe/fft/fft-test-review/>

SECTION 3 Practice Scoring

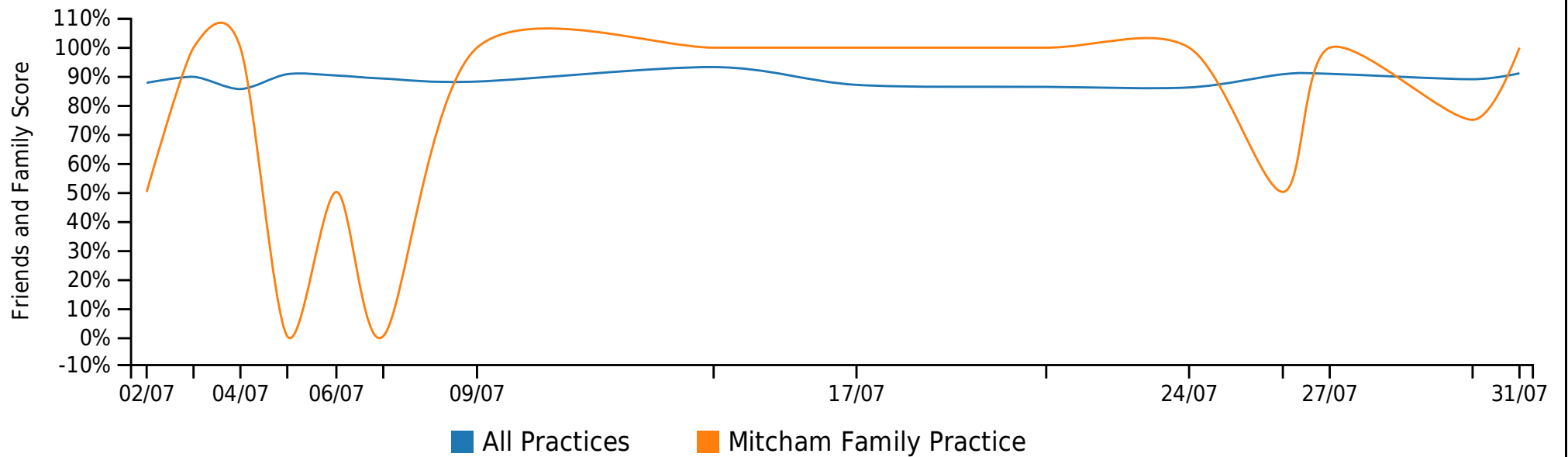
Practice Score: 'Recommended' Rank

Your Score: **74%**
Percentile Rank: **10TH**



- Notes: 1. Display the 'Recommended' score and percentile for current reporting month.
2. Score calculated as per NHS requirements. See scoring guidance section.
3. Percentile represents how your 'recommended' score compares to all other practices managed by iPLATO. Your score of 10th percentile means your practice scored above 10% of all practices.

Practice Score: 'Recommended' Comparison



- Notes: 1. Practice score comparison of 'recommended' scores only.
2. Score calculated as per NHS requirements. See scoring guidance section.

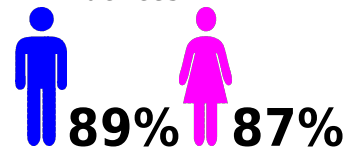
Practice Score: 'Recommended' Demographic Analysis

Age

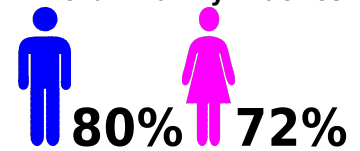
	< 25	25 - 65	65+
All Practices	80%	88%	92%
Mitcham Family Practice	75%	73%	67%

Gender

All Practices

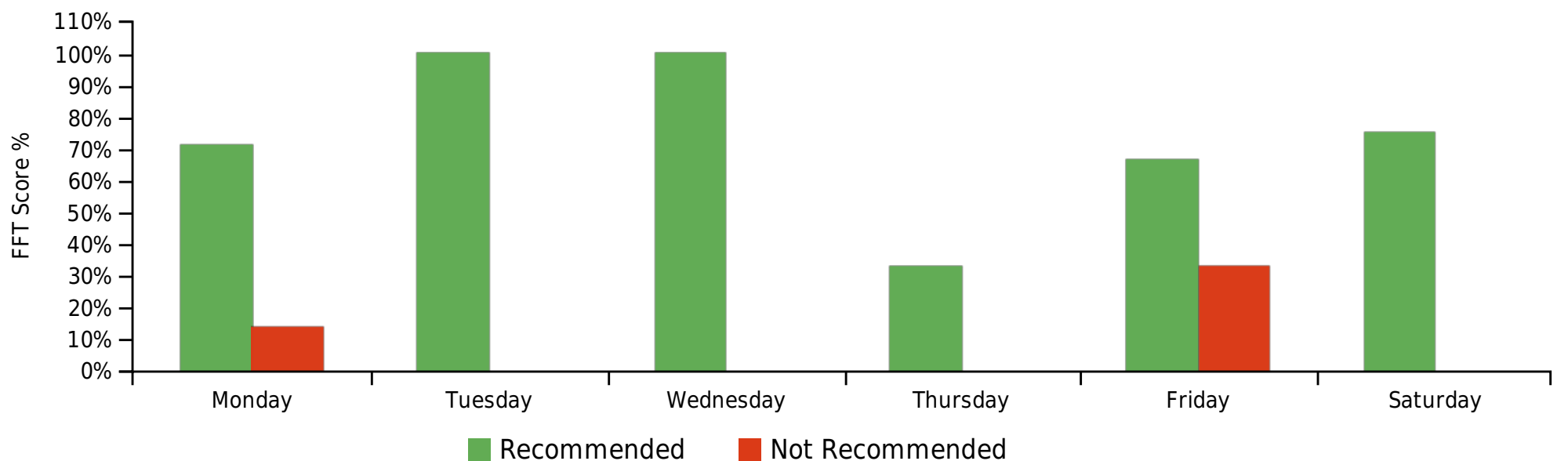


Mitcham Family Practice



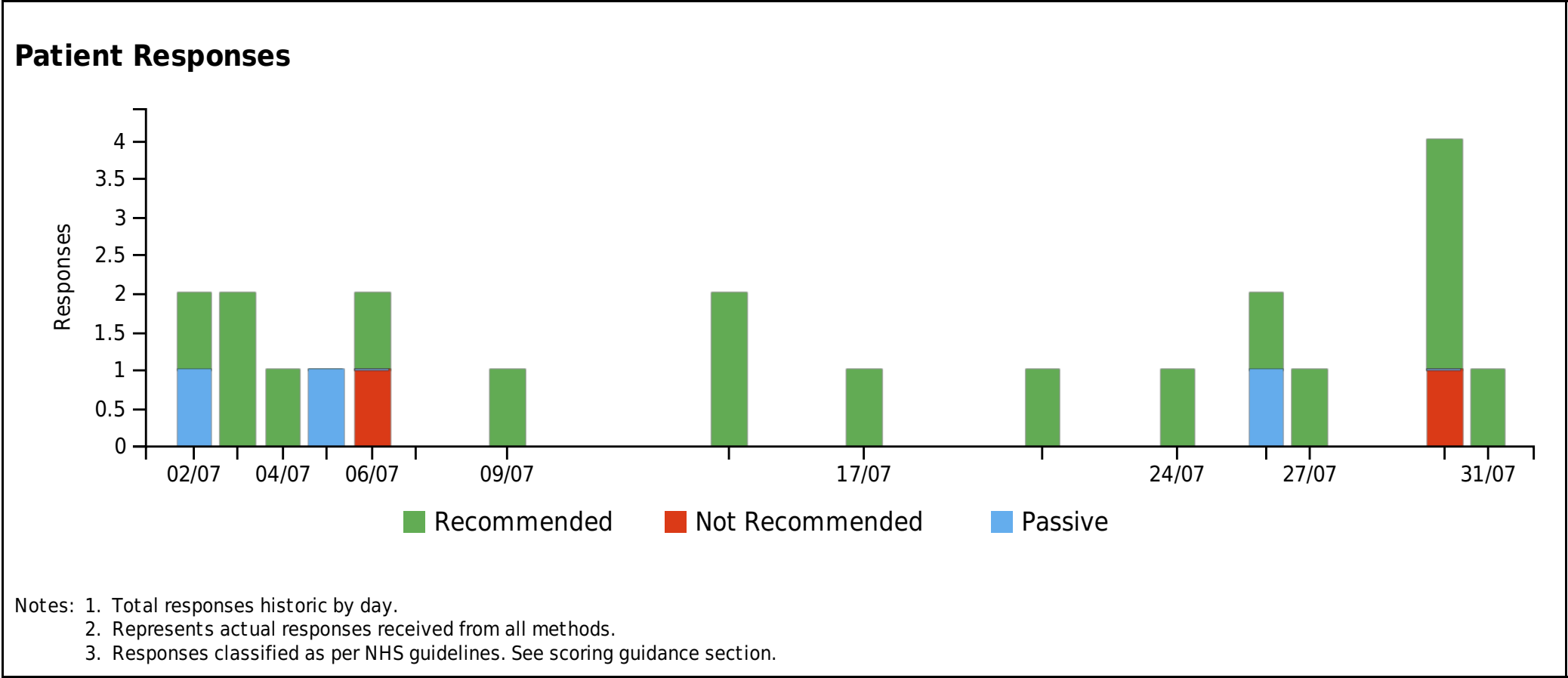
- Notes: 1. Scores for current reporting month.
2. Score calculated as per NHS requirements. See scoring guidance section.

Practice Score: Day of the Week Analysis




- Notes: 1. Practice performance by Day of the week. Represents actual score for all 'days' during reporting period.
2. Score calculated as per NHS requirements. See scoring guidance section.

SECTION 4
Patient Response Analysis



SECTION 5

Patient Free Text Comments: Summary

Thematic	Tag Cloud
Reception Experience 2	
Arrangement of Appointment 1	
Reference to Clinician 5	

Notes: 1. Thematic analysis for current reporting month.
2. Thematic analysis covers the most discussed themes by analysing sentence fragments and is not an exhaustive analysis of all talking points.
3. Tag cloud is rendered using the most used present participle verbs, gerund verb, adverbs and adjectives where the word frequency is reflected in text size.

Patient Free Text Comments: Detail

- Notes: 1. Free Text Comment received for current reporting month.
2. Classification based on initial response to Q1 rather than content of message.
3. Legend: ✓ Consent to publish comment / ✗ No consent to publish comment

Recommended

- ✓ need to be seen on time always dr is late seeing u bu if we are late he wants see us
- ✓ Everyone at the surgery is very helpful.
- ✓ All the staffs are very kind, helpful, courteous concern with the smile and that's gives our family that we are in the safe hands of medical staff. I am h@ am happy to recommend to my friends . Thanks for all the help given to us.god bless you all. Bye. @Bye.
- ✓ Fast and efficient service
- ✓ Good and friendly service
- ✓ Friendly and relaxing environment
- ✓ Service is good. I've been with the practice since 2008.

Not Recommended

- ✓ Had to wait over 45 minutes to be seen by GP
- ✓ Staff are rude, unprofessional and have a lack of understanding for patient care.

Passive

- ✗ Always a long wait after my appointment time. On average 30mins whenever I see Dr Rana